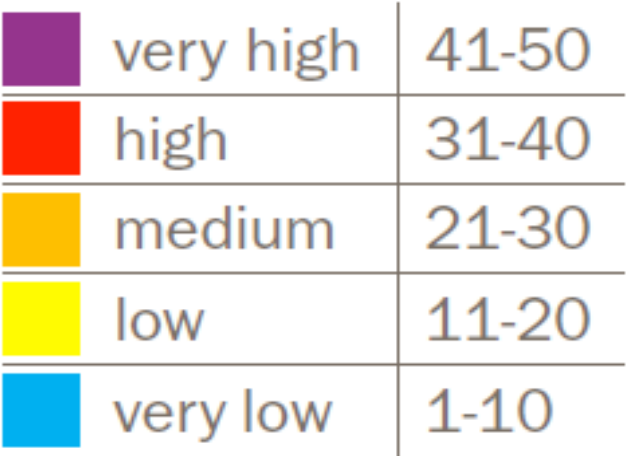


















Risk Score Report - As of December 31, 2023						Risk Status					
<p>Organizations thrive by taking risks, but falter when risks are not managed effectively. Risks are inherently present in the work we do at CalSTRS, which is why we implement internal controls, to mitigate these inherent risks. However, the possibility of residual risk, after all actions are taken to mitigate risk, does exist.</p> <p>This Risk Score Report identifies the inherent risks and residual risks in each of the risk categories at CalSTRS and any corresponding changes since the last reporting period, June 30, 2023.</p>			<p>Inherent Risk Risk without any actions or controls in place to reduce likelihood or impact.</p>								
			<p>Residual Risk Risk remaining after implementing actions and controls to remove or manage risk.</p>								
Strategic Goals	Goal 1: Trusted stewards (G1: TS)		Strategic Objectives	A, B, C, D, E		Risk Responses	Avoid				
	Goal 2: Leading innovation and managing change (G2: LI)			A, B, C, D, E, F			Reduce				
	Goal 3: Sustainable organization (G3: SO)			A, B, C, D			Share				
						Accept					
1 Pension Funding - Investments						Inherent Risk Score	Inherent Period Change	Residual Risk Score	Residual Period Change		
Fund performance objectives not achieved as set in the Investment Policy and Management Plan.						25	↑ 2	19	↑ 1		
<p>The overall inherent risk score for the category increased by two points to 25, which is in alignment with the medium-risk range (orange band) of the heat map. In addition, the overall residual risk score increased by 1 point to 19, which is in alignment with the low-risk range (yellow band) of the heat map. These increases are a direct correlation to market volatility observed during the first quarters of fiscal year 2023/24. Investments also re-weighted the risks slightly to increase the risk that CalSTRS will not be able to add value above the total fund benchmarks.</p>											
Sub-Risk	Weight	Sub-Risk Statement	Strategic Goal	Strategic Objective	Risk Response						
A	30%	The fund will not achieve the actuarially expected return over the long term (30 years/absolute return), which may prevent CalSTRS from reaching full funding by 2046.	G1: TS	A, B, C	Reduce	20	No Change	16	No Change		
B	45%	CalSTRS will not be able to implement strategies and tools necessary to manage risk associated with a more complex and volatile investment environment, which may hinder Investments Branch ability to capitalize on value added investment opportunities.	G1: TS	A, B, C, D	Reduce	32	No Change	24	No Change		
C	25%	The fund will not add value above the total fund benchmarks return over the long term (Relative return), which may create stakeholder uncertainty in CalSTRS ability to effectively manage risk and implement investment strategies.	G1: TS	A, B, C	Reduce	20	↑ 8	15	↑ 6		
2 Pension Funding - Actuarial						Inherent Risk Score	Inherent Period Change	Residual Risk Score	Residual Period Change		
Actuarial methodologies and assumptions vary from experience.						22	No Change	17	↓ -3		
<p>The overall residual risk score for this category decreased by three points to 17, which is in alignment with the low-risk range (yellow band) of the heat map. The reason for this move downward is due to the fact that Actuary has reaffirmed their key economic assumptions regarding inflation as part of the ALM process. The 2023 review of funding levels and risks report was presented to the board in November 2023. The report found that while current contributions are still expected to be sufficient to reach full funding, significant risk remains due to investment volatility, projected declines in K-12 enrollment possibly putting pressure on the number of California educators, and the continued maturation of the Defined Benefit program. The 2023 valuation will use the new actuarial assumptions that was adopted by the board in January 2024 as part of the experience study in the gain/loss analysis. The valuation is on schedule to be presented to the board in May 2024.</p>											
Sub-Risk	Weight	Sub-Risk Statement	Strategic Goal	Strategic Objective	Risk Response						
A	80%	Over the long-term actual experience significantly differs negatively from actuarial assumptions, which could result in the inability to achieve full funding by 2046.	G1: TS	A	Reduce	24	No Change	20	↓ -4		
B	10%	There is a risk that actuarial assumptions negatively differ from actuarial experience, caused by incorrect information underlying the actuarial assumptions, which could result in the inability to achieve full funding.	G1: TS	A	Reduce	18	No Change	9	No Change		
C	10%	Inappropriate measures of actuarial obligations and costs, caused by invalid actuarial methodologies, could result in the inability to achieve full funding by 2046.	G1: TS	A	Reduce	9	No Change	6	No Change		

Risk Score Report - As of December 31, 2023						Risk Status					
<p>Organizations thrive by taking risks, but falter when risks are not managed effectively. Risks are inherently present in the work we do at CalSTRS, which is why we implement internal controls, to mitigate these inherent risks. However, the possibility of residual risk, after all actions are taken to mitigate risk, does exist.</p> <p>This Risk Score Report identifies the inherent risks and residual risks in each of the risk categories at CalSTRS and any corresponding changes since the last reporting period, June 30, 2023.</p>			<p>Inherent Risk Risk without any actions or controls in place to reduce likelihood or impact.</p>								
			<p>Residual Risk Risk remaining after implementing actions and controls to remove or manage risk.</p>								
Strategic Goals	Goal 1: Trusted stewards (G1: TS)		Strategic Objectives	A, B, C, D, E		Risk Responses	Avoid				
	Goal 2: Leading innovation and managing change (G2: LI)			A, B, C, D, E, F			Reduce				
	Goal 3: Sustainable organization (G3: SO)			A, B, C, D			Share				
						Accept					
3 Pension Funding - Contribution Rate						Inherent Risk Score	Inherent Period Change	Residual Risk Score	Residual Period Change		
Insufficient contribution rates to amortize unfunded actuarial obligation.						20	No Change	15	No Change		
<p>The overall residual risk score for this category remains at 15 and in alignment with the low-risk range (yellow band) of the heat map. The 2023 review of funding levels and risks report was presented to the board in November 2023. The report found that while current contributions are still expected to be sufficient to reach full funding, significant risk remains due to investment volatility, projected declines in K-12 enrollment possibly putting pressure on the number of California educators, and the continued maturation of the Defined Benefit program.</p>											
Sub-Risk	Weight	Sub-Risk Statement	Strategic Goal	Strategic Objective	Risk Response	Inherent Risk Score	Inherent Period Change	Residual Risk Score	Residual Period Change		
A	70%	The board's limited authority to change contribution rates per AB 1469 could result in insufficient contributions to reach full funding by 2046.	G1: TS	A	Reduce	24	No Change	20	No Change		
B	30%	Failure of the board to exercise their authority to adequately fund the Defined Benefit Program to its fullest extent could result in insufficient contributions to reach full funding by 2046.	G1: TS	A, D	Reduce	12	No Change	6	No Change		
4 Pension Administration						Inherent Risk Score	Inherent Period Change	Residual Risk Score	Residual Period Change		
Untimely or inaccurate delivery of benefits and services due to inadequate or failure of processes, technology systems, staff actions or data.						35	No Change	25	No Change		
<p>The overall residual risk score for this category remains at 25 and in alignment with the medium-risk range (orange band) of the heat map. The START Team made changes to the START system to comply with new and existing legislative mandates including the Annual Update/Retirement Progress Report (RPR) process for school year 2022/2023 and implementation of additional changes for AB 1667 legislation (Enhancement Request 1747). Audit Services performed 200 employer audits since June 30, 2023, meeting their target range of 180-220. The Pension Solution project solicited feedback from employer partners about the timing of New File Formats (NFF) and the potential changes to it from the Creditable Compensation Simplification proposal. The project will finalize a project decision in FY23/24 and communicate to employers that CalSTRS will maintain the old file format at go-live. The FSB Quality Assurance team has replicated the special compensation analysis through March 2023. The current analysis confirmed the positive trend towards proper classification of compensation by employers.</p>											
Sub-Risk	Weight	Sub-Risk Statement	Strategic Goal	Strategic Objective	Risk Response	Inherent Risk Score	Inherent Period Change	Residual Risk Score	Residual Period Change		
A	30%	CalSTRS is unable to ensure accurate and timely benefits due to the aged pension administration system's (START) failure to pay benefits timely.	G2: LI	A, C	Reduce	45	No Change	32	No Change		
B	30%	During the transition period, the loss of mainframe knowledgeable staff may result in the inability to continuously maintain START and properly service members until the new pension administration system is fully operational.	G2: LI	A	Reduce	45	No Change	32	No Change		
C	20%	Inability to deliver timely benefits and services due to incomplete, inaccurate and late employer reporting.	G2: LI	A	Reduce	21	No Change	15	No Change		
D	20%	Inaccurate benefit payments caused by current system limitations, manual processes and unknown system defects.	G2: LI	A	Reduce	24	No Change	16	No Change		

Risk Score Report - As of December 31, 2023				Risk Status																
<p>Organizations thrive by taking risks, but falter when risks are not managed effectively. Risks are inherently present in the work we do at CalSTRS, which is why we implement internal controls, to mitigate these inherent risks. However, the possibility of residual risk, after all actions are taken to mitigate risk, does exist.</p> <p>This Risk Score Report identifies the inherent risks and residual risks in each of the risk categories at CalSTRS and any corresponding changes since the last reporting period, June 30, 2023.</p>		<p>Inherent Risk Risk without any actions or controls in place to reduce likelihood or impact.</p> <p>Residual Risk Risk remaining after implementing actions and controls to remove or manage risk.</p>		<table border="1"> <tr> <td></td> <td>very high</td> <td>41-50</td> </tr> <tr> <td></td> <td>high</td> <td>31-40</td> </tr> <tr> <td></td> <td>medium</td> <td>21-30</td> </tr> <tr> <td></td> <td>low</td> <td>11-20</td> </tr> <tr> <td></td> <td>very low</td> <td>1-10</td> </tr> </table>			very high	41-50		high	31-40		medium	21-30		low	11-20		very low	1-10
	very high	41-50																		
	high	31-40																		
	medium	21-30																		
	low	11-20																		
	very low	1-10																		
Strategic Goals	Goal 1: Trusted stewards (G1: TS)	Strategic Objectives	A, B, C, D, E	Risk Responses	Avoid															
	Goal 2: Leading innovation and managing change (G2: LI)		A, B, C, D, E, F		Reduce															
	Goal 3: Sustainable organization (G3: SO)		A, B, C, D		Share															
			Accept																	

5	Financial Reporting	Inherent Risk Score	Inherent Period Change	Residual Risk Score	Residual Period Change
There is a risk of a material misstatement of the financial statements and/or deviation from US Generally Accepted Accounting Principles caused by failures of internal controls.		20	No Change	8	No Change


The overall residual risk score for this category remains at 8 and in alignment with the very low risk range (blue band) of the heat map. The score reflects the unmodified opinion given by the external auditors over the 2022-2023 financial statements. They also did not report any findings to management or the board as a result of the audit. The risk statement for this category has been modified to include US Generally Accepted Accounting Principles (GAAP).
















Sub-Risk	Weight	Sub-Risk Statement	Strategic Goal	Strategic Objective	Risk Response	Inherent Risk Score	Inherent Period Change	Residual Risk Score	Residual Period Change
A	100%	Information received from subsidiary systems is recorded incorrectly in the general ledger, which could result in the financial statements being materially misstated and the external auditors issuing a modified opinion.	G2: LI	A, C	Reduce	20	No Change	8	No Change


6	Information Security	Inherent Risk Score	Inherent Period Change	Residual Risk Score	Residual Period Change
Loss of information security or compliance violations as a result of unauthorized or unintentional breaches.		49	No Change	38	No Change
















The overall residual risk score for this category remains at 38 and in alignment with the high-risk range (red band) of the heat map. Security remains the highest residual score in our risk matrix, signifying the real and credible threat of the highly volatile cyber security landscape. CalSTRS renewed their Cyber insurance in July 2023. To highlight some of the mitigation efforts conducted by CalSTRS, ISO has deployed increasingly more difficult phishing exercises in response to the results of past exercises. ISO is also evaluating cyber-fraud tools and artificial intelligence to address emerging risks. ISO has finalized recruitment of a cyber-fraud specialist to assist with the program activities. The independent cyber security assessment was completed in December 2023, and the final auditors report will be presented in March 2024.

Sub-Risk	Weight	Sub-Risk Statement	Strategic Goal	Strategic Objective	Risk Response	Inherent Risk Score	Inherent Period Change	Residual Risk Score	Residual Period Change
A	88%	A highly volatile cyber-risk landscape and a limited number of staff could result in an information security breach or incident at CalSTRS.	G3: SO	D	Reduce	50	No Change	40	No Change
B	4%	The absence of proper Information Security Program management and oversight could result in an information security breach or incident at CalSTRS.	G3: SO	D	Reduce	36	No Change	24	No Change
C	4%	A lack of employee security awareness could result in an information security breach or incident at CalSTRS.	G3: SO	D	Reduce	40	No Change	24	No Change
D	4%	A highly volatile cyber-risk landscape and insufficient resources could result in increased cyber-fraud risk as it relates to a security breach or incident at CalSTRS.	G3: SO	D	Reduce	40	No Change	27	No Change

Risk Score Report - As of December 31, 2023						Risk Status				
<p>Organizations thrive by taking risks, but falter when risks are not managed effectively. Risks are inherently present in the work we do at CalSTRS, which is why we implement internal controls, to mitigate these inherent risks. However, the possibility of residual risk, after all actions are taken to mitigate risk, does exist.</p> <p>This Risk Score Report identifies the inherent risks and residual risks in each of the risk categories at CalSTRS and any corresponding changes since the last reporting period, June 30, 2023.</p>			<p>Inherent Risk Risk without any actions or controls in place to reduce likelihood or impact.</p>							
			<p>Residual Risk Risk remaining after implementing actions and controls to remove or manage risk.</p>							
Strategic Goals	Goal 1: Trusted stewards (G1: TS)		Strategic Objectives	A, B, C, D, E		Risk Responses	Avoid			
	Goal 2: Leading innovation and managing change (G2: LI)			A, B, C, D, E, F			Reduce			
	Goal 3: Sustainable organization (G3: SO)			A, B, C, D			Share			
						Accept				
7 Operational						Inherent Risk Score	Inherent Period Change	Residual Risk Score	Residual Period Change	
Inability to achieve business objectives due to lack of compliance with internal controls, lack of accessibility to technology systems, or loss of critical staff knowledge.						32	No Change	19	No Change	
<p>The overall residual risk score for this category remains at 19 and in alignment with the low-risk range (yellow band) of the heat map. The Business Continuity Team is in the process of migrating all eligible on-premise, and vendor hosted applications to the CalSTRS AWS Cloud solution with a target date of December 2025. Mission critical rosters were verified and updated during Q2, which aids in business continuity, succession planning and general workforce strategy. The established Knowledge Transfer program has been archived and the new self-service program has been built and is accessible upon request. CalSTRS continues to engage with DEI consultants to measure efforts within the organization against Global DEI Benchmarks. The HQ Expansion project target completion date has been moved to Q3 2023/24.</p>										
Sub-Risk	Weight	Sub-Risk Statement	Strategic Goal	Strategic Objective	Risk Response	Inherent Risk Score	Inherent Period Change	Residual Risk Score	Residual Period Change	
A	30%	In the event of a disaster, and/or full or partial disruption to the CalSTRS datacenter, CalSTRS may not be able to provide mission critical business processes to our members due to inaccessibility to technology systems.	G3: SO	A, D	Reduce	36	No Change	24	No Change	
B	15%	There is a risk that the transition to a blended working model may result in disruptions to operational, enterprise initiatives, and business goals due to a potential adverse shift in CalSTRS' culture caused by changes to how we communicate and collaborate.	G2: LI G3: SO	D A, D	Reduce	36	No Change	15	No Change	
C	15%	CalSTRS lacks the ability to meet critical business functions due to recruitment challenges.	G3: SO	A	Reduce	28	No Change	15	No Change	
D	10%	CalSTRS is unable to meet critical business functions or maintain service levels due to potential loss of subject matter experts and lack of CalSTRS knowledge transfer.	G3: SO	A	Reduce	32	No Change	21	No Change	
E	15%	Staff and leadership turnover could result in loss of long-term business stability and sustainability.	G3: SO	A	Reduce	24	No Change	18	No Change	
F	5%	CalSTRS may fail to identify risks caused by staff not being fully engaged for various reasons including competing priorities, which could result in CalSTRS being unprepared for future risks.	G1: TS	E	Reduce	36	No Change	15	No Change	
G	5%	CalSTRS may not establish or maintain the proper health and safety strategies, measures, training, etc., resulting in compromised employee health and safety.	G3: SO	A	Reduce	32	No Change	21	No Change	
H	5%	CalSTRS is unable to complete the Headquarters Expansion Project within the established scope, schedule and budget due to delays with construction (i.e. inspections, approvals or materials) and the additional costs/timeframes associated with those delays.	G3: SO	C	Reduce	24	No Change	18	↑	3

Risk Score Report - As of December 31, 2023						Risk Status																		
<p>Organizations thrive by taking risks, but falter when risks are not managed effectively. Risks are inherently present in the work we do at CalSTRS, which is why we implement internal controls, to mitigate these inherent risks. However, the possibility of residual risk, after all actions are taken to mitigate risk, does exist.</p> <p>This Risk Score Report identifies the inherent risks and residual risks in each of the risk categories at CalSTRS and any corresponding changes since the last reporting period, June 30, 2023.</p>			<p>Inherent Risk Risk without any actions or controls in place to reduce likelihood or impact.</p> <p>Residual Risk Risk remaining after implementing actions and controls to remove or manage risk.</p>			<table border="1"> <tr> <td></td> <td>very high</td> <td>41-50</td> </tr> <tr> <td></td> <td>high</td> <td>31-40</td> </tr> <tr> <td></td> <td>medium</td> <td>21-30</td> </tr> <tr> <td></td> <td>low</td> <td>11-20</td> </tr> <tr> <td></td> <td>very low</td> <td>1-10</td> </tr> </table>					very high	41-50		high	31-40		medium	21-30		low	11-20		very low	1-10
	very high	41-50																						
	high	31-40																						
	medium	21-30																						
	low	11-20																						
	very low	1-10																						
Strategic Goals	Goal 1: Trusted stewards (G1: TS)		Strategic Objectives	A, B, C, D, E		Risk Responses	Avoid																	
	Goal 2: Leading innovation and managing change (G2: LI)			A, B, C, D, E, F			Reduce																	
	Goal 3: Sustainable organization (G3: SO)		A, B, C, D			Share																		
						Accept																		
8	Reputational				Inherent Risk Score	Inherent Period Change	Residual Risk Score	Residual Period Change																
Loss of confidence in CalSTRS as a respected fiduciary of public funds.					32	No Change	22	No Change																
<p>The overall residual risk score for this category remains at 22 and is in alignment with the medium risk range (orange band) of the heat map. The activities encompassing this risk category are being actively performed by our staff. The enterprise-wide initiatives are continuing to progress towards completion. For example, Pension Solution now has a launch date of fall 2025 after the signing of a new contract with Sagitec and the acquisition of additional project management resources. In addition, CalSTRS continues to market 100 Waterfront to potential tenants upon the completion of the HQE project.</p>																								
Sub-Risk	Weight	Sub-Risk Statement	Strategic Goal	Strategic Objective	Risk Response																			
A	25%	A board or staff member engages in unethical behavior resulting in reputational damage.	G3: SO	D, E	Avoid	28	No Change	24	No Change															
B	30%	CalSTRS is unable to implement transformational efforts, which could impact stakeholders, members, staff and public confidence.	G2: LI	A	Reduce	40	No Change	24	No Change															
C	20%	Investments may be perceived as conducting business in an imprudent and unethical manner due to CalSTRS inability to transform the financial markets to fully integrate sustainability considerations.	G1: TS G2: LI	A, B, D A	Reduce	30	No Change	24	No Change															
D	15%	There is a risk that CalSTRS may need to correct inaccurate reporting of business and financial information which may result in a loss of public trust and harm to our reputation.	G1: TS G2: LI	A, B, D	Reduce	30	No Change	16	No Change															
E	10%	CalSTRS is unable to meet member service expectations due to resource constraints resulting from competing priorities.	G2: LI	A	Reduce	21	No Change	12	No Change															

Risk Score Report - As of December 31, 2023						Risk Status				
<p>Organizations thrive by taking risks, but falter when risks are not managed effectively. Risks are inherently present in the work we do at CalSTRS, which is why we implement internal controls, to mitigate these inherent risks. However, the possibility of residual risk, after all actions are taken to mitigate risk, does exist.</p> <p>This Risk Score Report identifies the inherent risks and residual risks in each of the risk categories at CalSTRS and any corresponding changes since the last reporting period, June 30, 2023.</p>			<p>Inherent Risk Risk without any actions or controls in place to reduce likelihood or impact.</p>							
			<p>Residual Risk Risk remaining after implementing actions and controls to remove or manage risk.</p>							
Strategic Goals	Goal 1: Trusted stewards (G1: TS)		Strategic Objectives	A, B, C, D, E		Risk Responses	Avoid			
	Goal 2: Leading innovation and managing change (G2: LI)			A, B, C, D, E, F			Reduce			
	Goal 3: Sustainable organization (G3: SO)			A, B, C, D			Share			
				Accept						
9 Transformational Change						Inherent Risk Score	Inherent Period Change	Residual Risk Score	Residual Period Change	
CalSTRS is unable to accomplish major transformational change initiatives.						36	↓ -3	28	↓ -5	
<p>The overall inherent risk score for the category decreased by three points to 36, which is in alignment with the high-risk range (red band) of the heat map. In addition, the overall residual risk score decreased by 5 points to 28, which is in alignment with the medium-risk range (orange band) of the heat map. The risk category changed largely due to the newly agreed upon project schedule for the pension administration system and the new contract signed with Sagitec. The team is strengthened by the filling of much needed positions for the on-schedule Go-Live of Fall 2025. These factors drove decreases in inherent and residual probability scores across four of our six sub-risks.</p>										
Sub-Risk	Weight	Sub-Risk Statement	Strategic Goal	Strategic Objective	Risk Response	Inherent Risk Score	Inherent Period Change	Residual Risk Score	Residual Period Change	
A	40%	CalSTRS is unable to successfully implement a new pension administration system and transform the associated data and business processes within the established scope, schedule and budget due to ongoing delays.	G2: LI	A	Reduce	45	No Change	36	↓ -5	
B	15%	There is a risk that vendors could experience staffing issues which may result in schedule delays or cost increases to the Pension Solution project.	G2: LI	A	Reduce	32	↓ -4	28	↓ -4	
C	15%	Loss of CalSTRS subject matter experts and challenges associated with replacing them may result in the inability to successfully implement Pension Solution.	G2: LI	A	Reduce	32	↓ -4	18	↓ -3	
D	20%	The procured vendor does not follow the agreed upon project-related processes to provide the results and functionality necessary to meet CalSTRS' business needs.	G2: LI	A	Reduce	32	↓ -9	27	↓ -9	
E	5%	Lack of cohesive project governance and communication practices within business areas could result in uninformed decision-making on transformational efforts.	G2: LI	A	Reduce	24	No Change	21	No Change	
F	5%	Inability of the Pension Solution Project to achieve desired results due to lack of readiness to the transformed business processes.	G2: LI	A, C, F	Reduce	28	No Change	15	No Change	

Risk Score Report - As of December 31, 2023					Risk Status																		
<p>Organizations thrive by taking risks, but falter when risks are not managed effectively. Risks are inherently present in the work we do at CalSTRS, which is why we implement internal controls, to mitigate these inherent risks. However, the possibility of residual risk, after all actions are taken to mitigate risk, does exist.</p> <p>This Risk Score Report identifies the inherent risks and residual risks in each of the risk categories at CalSTRS and any corresponding changes since the last reporting period, June 30, 2023.</p>			<p>Inherent Risk Risk without any actions or controls in place to reduce likelihood or impact.</p> <p>Residual Risk Risk remaining after implementing actions and controls to remove or manage risk.</p>		<table border="1"> <tr> <td></td> <td>very high</td> <td>41-50</td> </tr> <tr> <td></td> <td>high</td> <td>31-40</td> </tr> <tr> <td></td> <td>medium</td> <td>21-30</td> </tr> <tr> <td></td> <td>low</td> <td>11-20</td> </tr> <tr> <td></td> <td>very low</td> <td>1-10</td> </tr> </table>					very high	41-50		high	31-40		medium	21-30		low	11-20		very low	1-10
	very high	41-50																					
	high	31-40																					
	medium	21-30																					
	low	11-20																					
	very low	1-10																					
Strategic Goals	Goal 1: Trusted stewards (G1: TS)		Strategic Objectives	A, B, C, D, E		Risk Responses	Avoid																
	Goal 2: Leading innovation and managing change (G2: LI)			A, B, C, D, E, F			Reduce																
	Goal 3: Sustainable organization (G3: SO)			A, B, C, D			Share																
				Accept																			
10 Third Parties					Inherent Risk Score	Inherent Period Change	Residual Risk Score	Residual Period Change															
CalSTRS failure to appropriately manage risks associated with third parties, resulting in operational disruption, financial loss, reputational damage, compliance violations or failure to reach strategic goals.					32	No Change	21	No Change															
The overall residual risk score remains at 21, which is in alignment with the medium-risk range (orange band) of the heat map. The development of the Third Party Risk Management framework has resulted in the completion of the Third Party Risk Management Policy which was signed by the CEO on 11/6/23 and passed the Labor Union approval process on 12/14/23. The policy has a to be determined effective date pending the completion and approval of the Third Party Risk Management framework and related tools.																							
Sub-Risk	Weight	Sub-Risk Statement	Strategic Goal	Strategic Objective	Risk Response																		
A	94%	An absence of third-party risk management program governance could result in duplication of efforts or assurance gaps which could result in operational disruption, financial loss, reputational damage, compliance violations or failure to reach strategic goals.	G1: TS G2: LI	E E	Reduce	32	No Change	21	No Change														
B	6%	There is a risk that CalSTRS does not perform adequate due diligence of third parties prior to awarding a contract which could result in failure to identify risks involved in outsourcing a specific service(s).	G1: TS G2: LI	E E	Reduce	24	No Change	18	No Change														