



Real Estate Strategy Semi-Annual Report (Open Session)

Prepared for California State Teachers'
Retirement System

As of Q3 2022

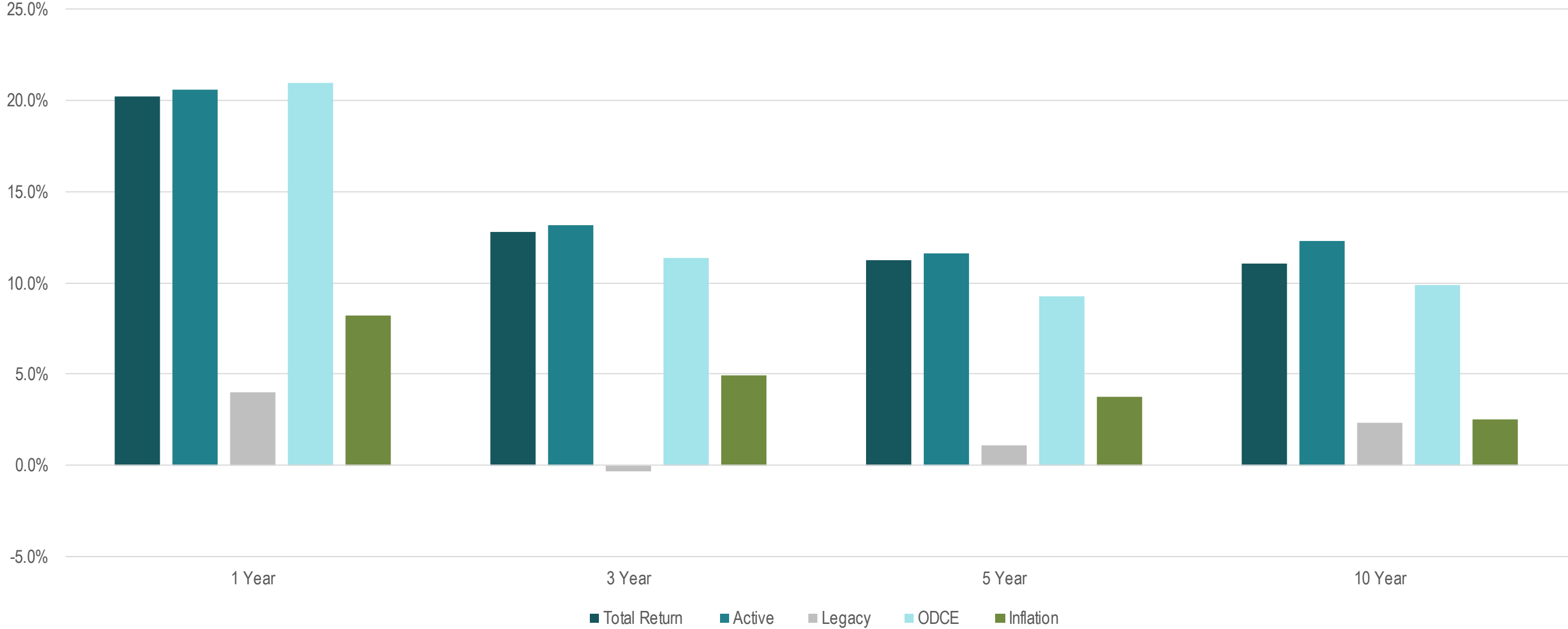
RFA
RCLCO FUND ADVISORS

The information contained in this report is confidential, may be legally privileged, and is intended only for the use of California State Teachers' Retirement System.

Returns

As of Q3 2022

Historical Net Time-Weighted Returns

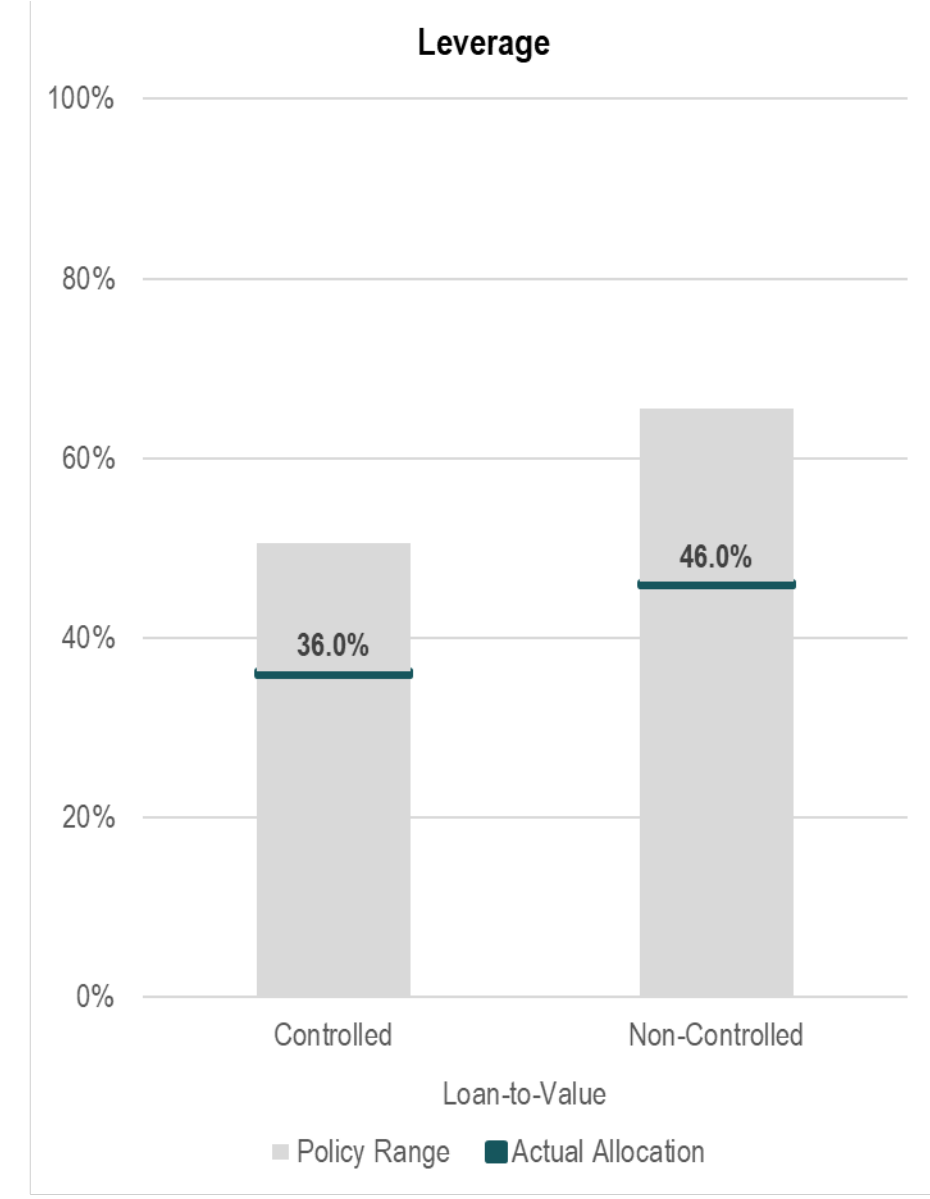
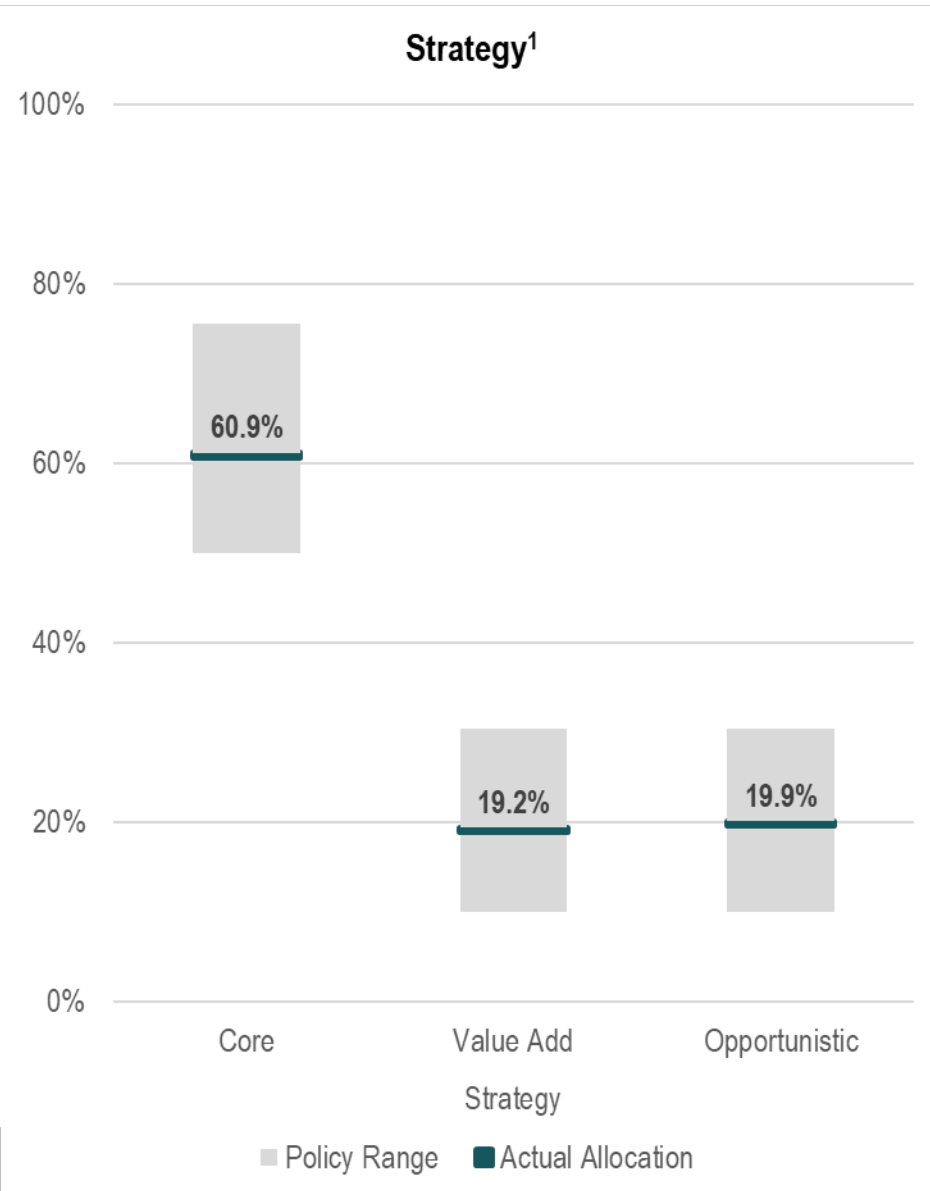
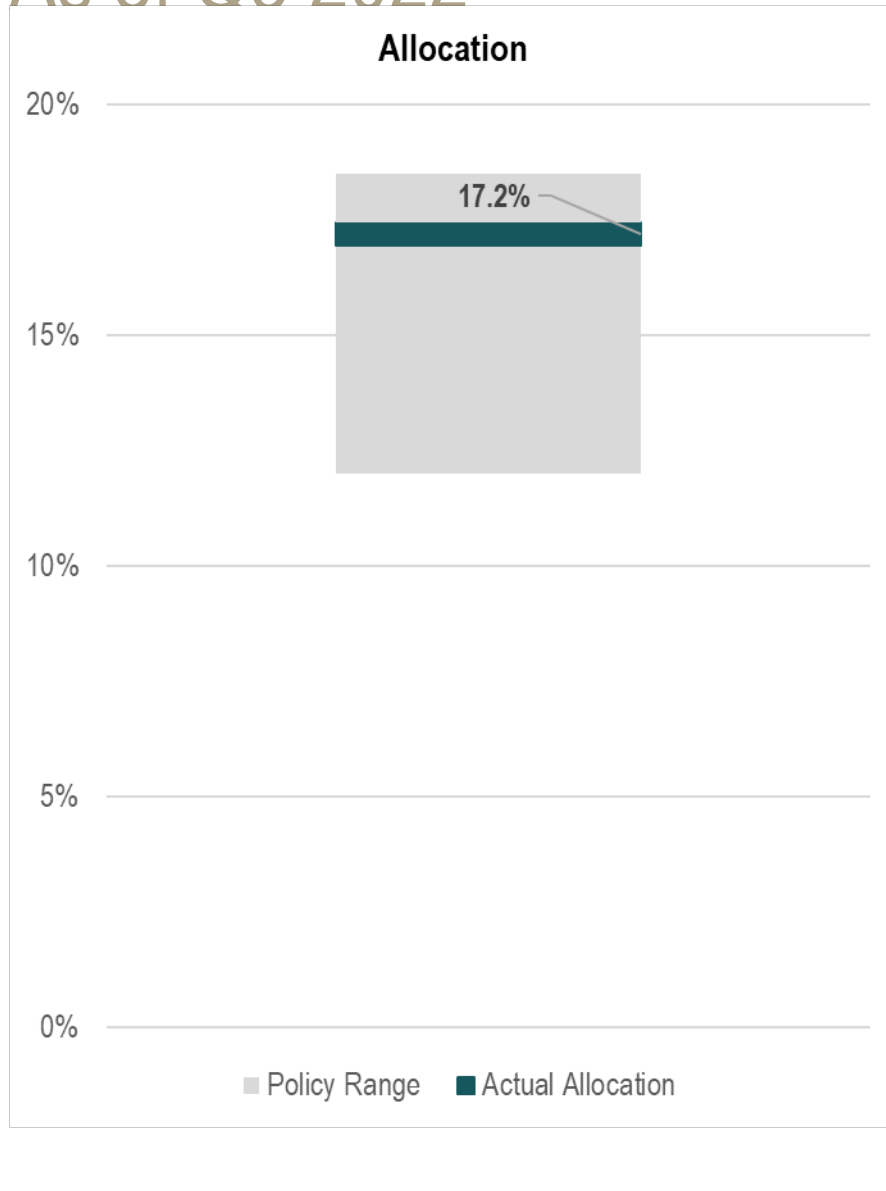


The information contained in this report is confidential, may be legally privileged, and is intended only for the use of California State Teachers' Retirement System.

¹ Performance and inflation data through Q3 2022. Sources: State Street, NCREIF, Bureau of Labor Statistics, data are as of September 2022

Compliance

As of Q3 2022



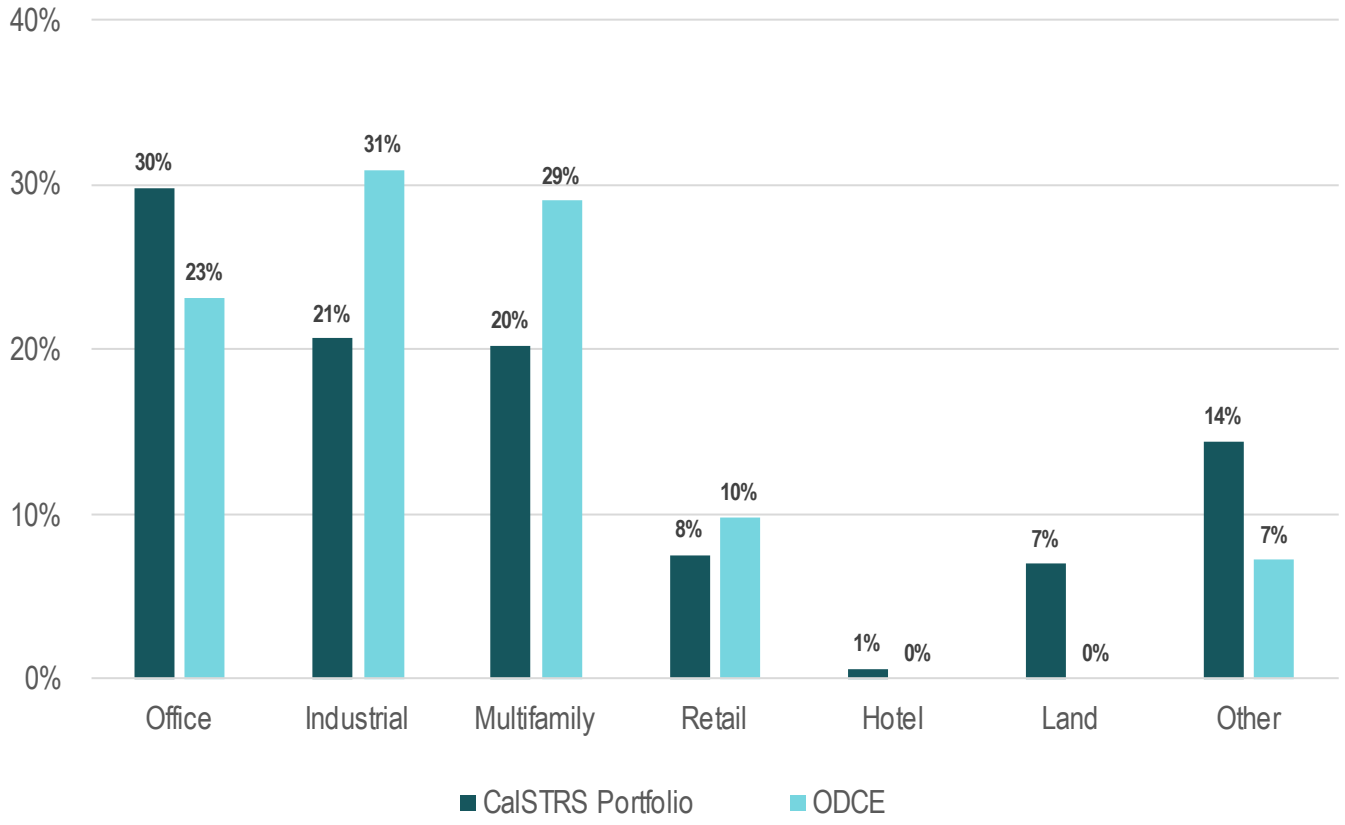
The information contained in this report is confidential, may be legally privileged, and is intended only for the use of California State Teachers' Retirement System.

¹Percentages do not account for the portion of Legacy assets. Public REITs included within Core. Source: State Street

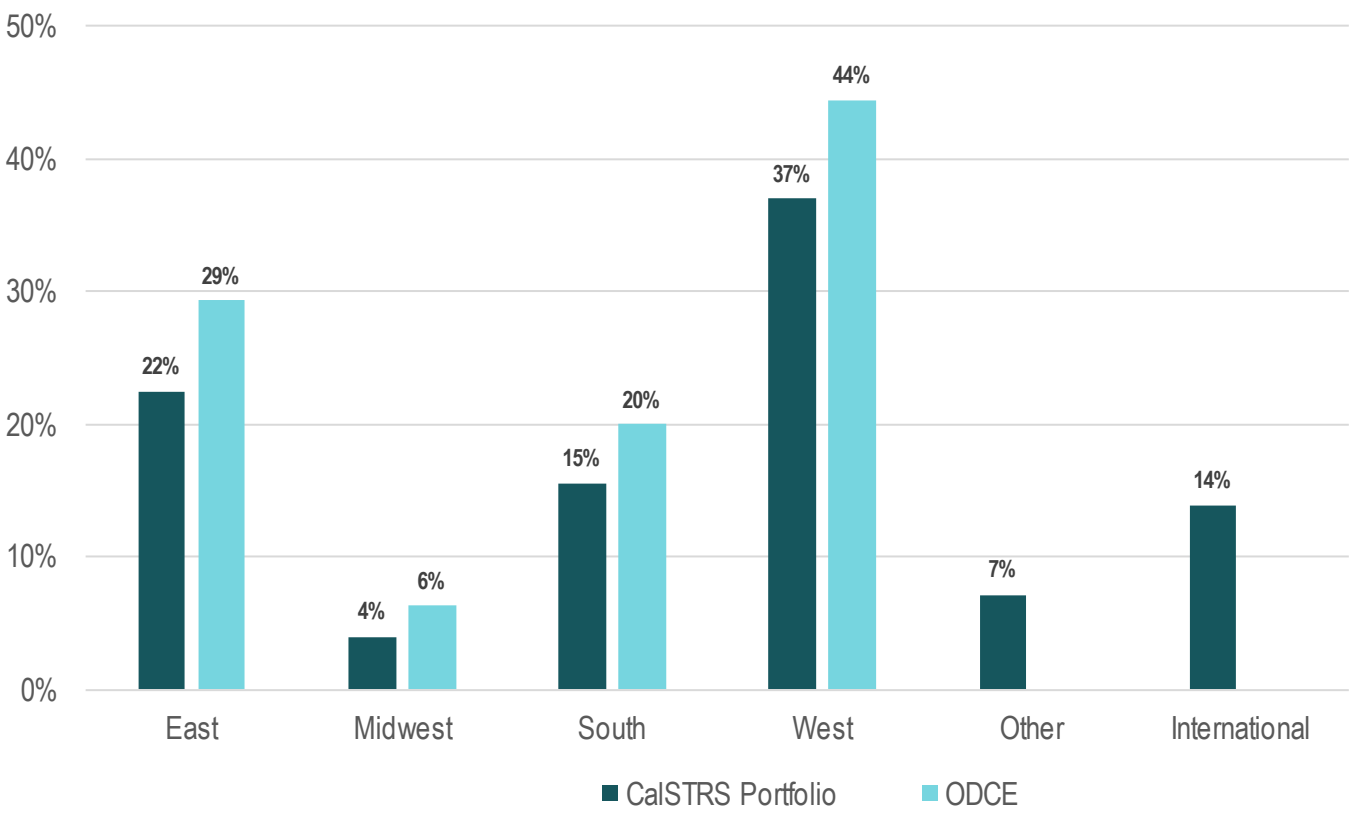
Portfolio Diversification

Property Type and Geographic Diversification vs. ODCE

Total Portfolio - Property Type Diversification ¹



Total Portfolio - Geographic Diversification ²



The information contained in this report is confidential, may be legally privileged, and is intended only for the use of California State Teachers' Retirement System.

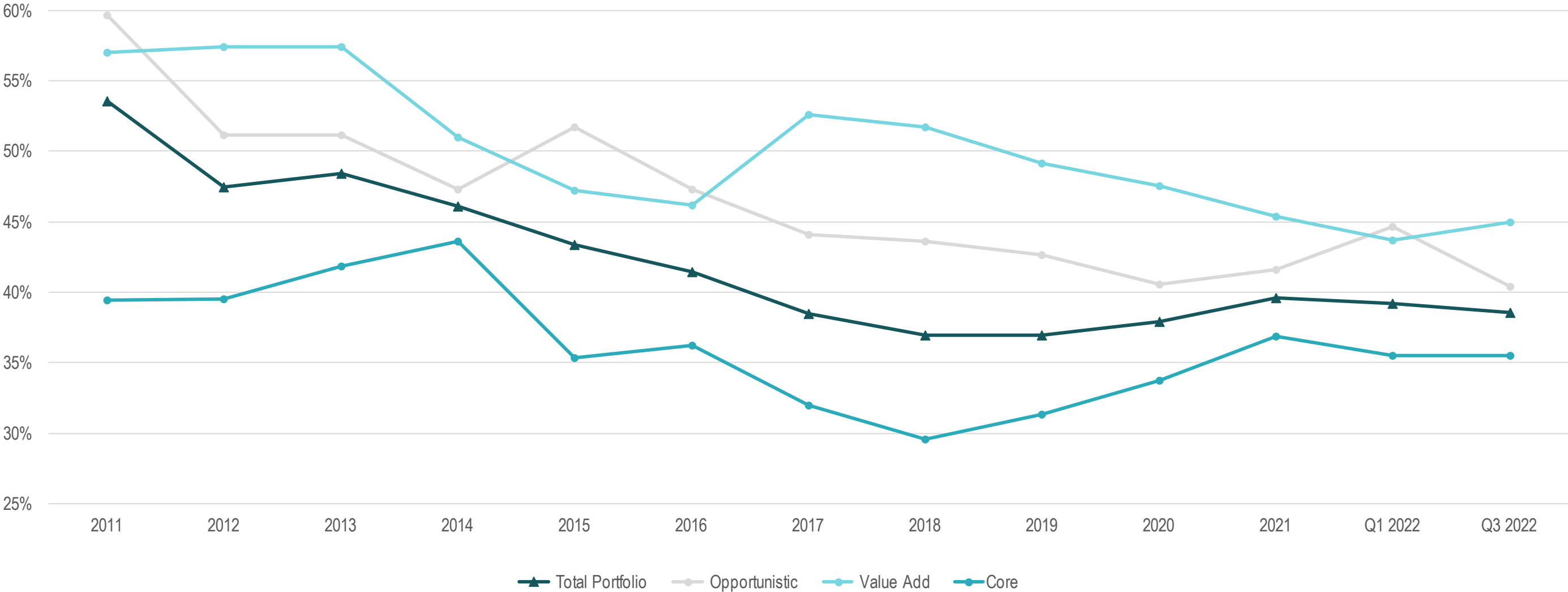
Note: ODCE and CalSTRS' property type and geography weights based on gross real estate value.
¹"Other" property type category is made up of the following property types in descending order by percentage: Other, Mixed Use, Debt, Diversified, Manufactured, Senior Living, Healthcare, Hospitality, Various, Self Storage, Infrastructure, Entertainment, Securities, REITs, and parking.
² "Other" geographic category represents mostly U.S. diversified or uncategorized U.S. investments.

Source: State Street

Leverage

By Risk Profile

Portfolio Leverage – By Risk Profile



RFA House View – Investment Implications

As of January 2023

- ▶ **High borrowing costs and a likely recession will put stress on leveraged owners** over the next year or so. At some point, re-financing and interest cap costs will precipitate transactions (sales and re-capitalizations), most likely in 2H2023 or 2024. Unlike in past recessions, the Fed is unlikely to lower short term rates in the near term.
- ▶ **Once prices have adjusted, the focus should be on property types and regions that have strong demand** over next 3-5 years:
 - » **Rental Housing** – Demographics and high borrowing costs will keep multifamily and single-family rental demand high, although supply is ramping up and rent/price increases are moderating. Record high starts in 2022 and potential job losses in a recession could cause softness in some markets.
 - » **Industrial** – Demand should stay strong as e-commerce continues to expand and re- and near-shoring accelerate.
 - » **Niche Sectors** – Health care (medical office, life sciences, senior housing), data centers, and self-storage out-perform in recessions and have strong long-term demand drivers.
 - » Economists forecast that job growth in gateway markets will rebound, although **Sunbelt markets will continue to outperform.**
- ▶ **Caution is recommended for office and non-discretionary retail**, as ongoing structural shifts are creating greater risk. Deep discounts in some cases will create some opportunistic buying/redevelopment opportunities.
- ▶ **A cautious investment approach is warranted**, as values are in flux.
 - » Values for **many sectors will likely fall below replacement cost**, creating buying opportunities, although many office and retail properties may have limited future usefulness.
 - » **Once land prices adjust, strong fundamentals and long-term growth support selective development** of rental residential, industrial, and some niche property types (life science, medical office).
 - » Widespread **distress selling is unlikely**, except for office and regional malls.



RFA

RCLCO FUND ADVISORS

*Front and Back Cover: Aerial images of Metro Air Park 3,
Sacramento, CA*

The information contained in this report is confidential, may be legally privileged, and is intended only for the use of California State Teachers' Retirement System.